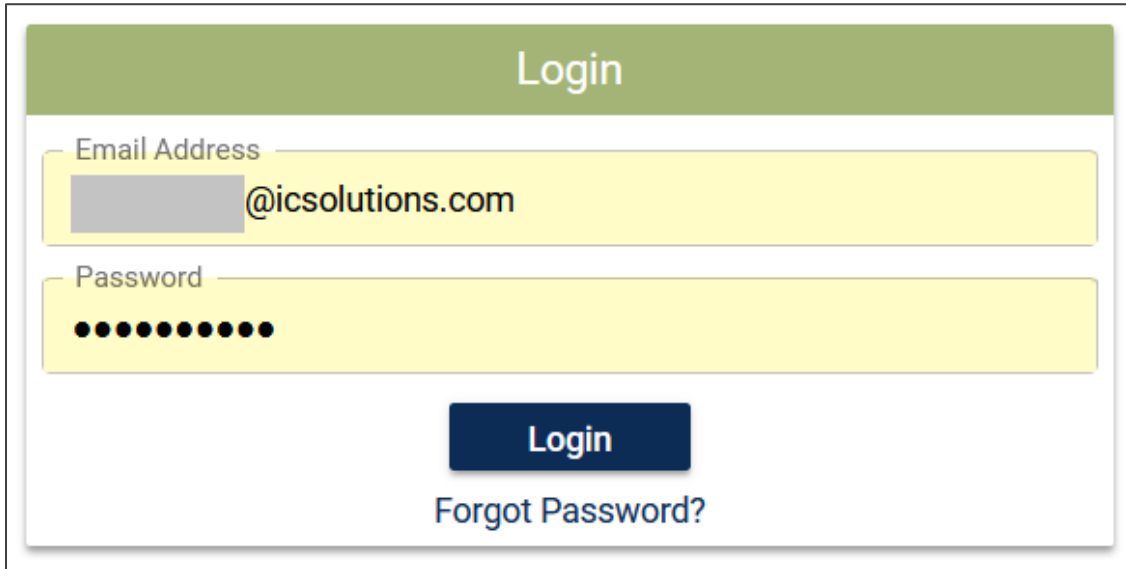


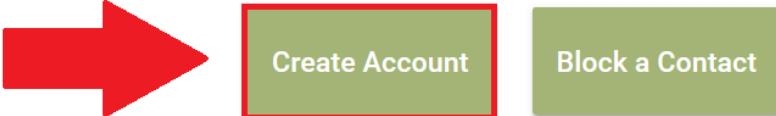
## Creating and using a CorrLinks account

1. Either log in to an existing account or create a new account at <https://www.corrlinks.com/en-US/login>.



2. If you do not have a *CorrLinks* account, click **Create Account**.

CorrLinks gives you the ability to stay in touch with your incarcerated loved one, quickly and easily. Simply create an account to begin taking advantage of our many services, including video sessions, email, text, photo sharing and trust fund deposits. You can also download our mobile app to communicate on the go.



# CorrLinks Instructions

### 3. Enter the required information.

Sign Up

## Email Address and Password

\* First Name

Please enter your name as it appears on your credit card. It will be used for verification in case of any financial transactions (this includes an upgrade to a Premier Account).  
Please enter your first name.

\* Last Name

\* Email Address

\* Re-type Email Address

\* Choose a Password

Minimum of 15 characters including at least 1 uppercase letter (A-Z), 1 lowercase letter (a-z), and 1 number.

\* Re-type your Password

Identification Code

If you received an invitation email, please insert the identification code documented in the email.

I am over 18 and I have read and agree to the [Terms and Conditions](#)

Cancel Next

- ✓ Please enter your name as it appears on your credit card. It will be used for verification in case of any financial transactions.
- ✓ Your password must be a minimum of 15 characters including 1 uppercase letter, 1 lowercase letter, and 1 number.
- ✓ If you received an invitation email, please insert the identification code documented in the email.

### 4. Check the I am over 18 and I have read and agree to the Terms and Conditions checkbox.

Identification Code

If you received an invitation email, please insert the identification code documented in the email.

I am over 18 and I have read and agree to the [Terms and Conditions](#)

Cancel Next

# CorrLinks Instructions

5. Click Next.

### Sign Up

## Email Address and Password

First Name  
Elizabeth

Last Name  
Bray

Email Address  
elsie.bray42@gmail.com

Re-type Email Address  
elsie.bray42@gmail.com

Choose a Password  
●●●●●●●●●●●●●●●●

Re-type your Password  
●●●●●●●●●●●●●●●●

Identification Code

I am over 18 and I have read and agree to the [Terms and Conditions](#)

6. A verification email will be sent to the email address you used. Click the link in the email to continue setting up your account.

### Sign Up Verification Link Inbox x

**Web@corrlinks.com**  
to me ▾

Please click the following link to verify your account.

<https://www.corrlinks.com/en-US/signup-verification/>

NOTE: This link will expire on 02/18/2025. If you have not verified your account by that time you will have to repeat the sign-up process.

# CorrLinks Instructions

7. Log in to the account you just created.

Login

Email Address  
elsie.bray42@gmail.com

Password  
●●●●●●●●●●●●●●●●

Login

Forgot Password?

8. Select the *Correctional Agency* from the dropdown menu, then enter the individual in custody's PIC number or your identification code. Click **Next**.

🔄 Note: You may skip this for now and come back later to add new PICs.

Sign Up

To add new PICs, first select the Correctional Agency, then enter their PIC number or enter your identification code.

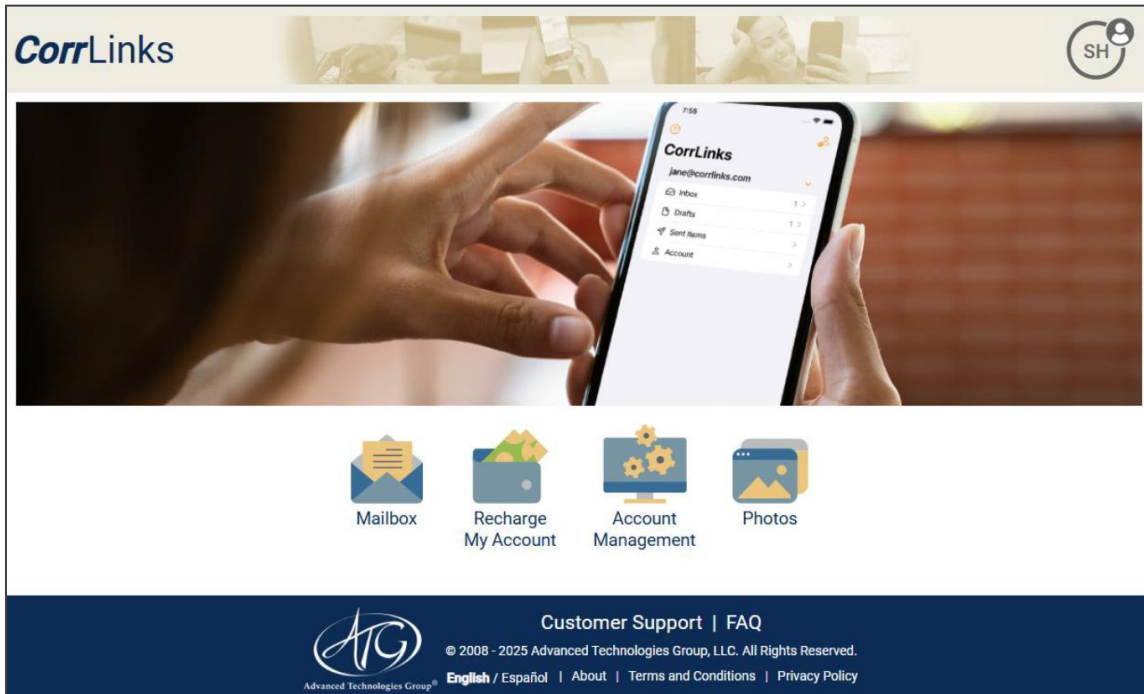
Correctional Agency

- CCA
- Erie County, NY
- Federal Bureau of Prisons
- Iowa
- Madison County, AL
- Massachusetts
- Michigan
- Nevada

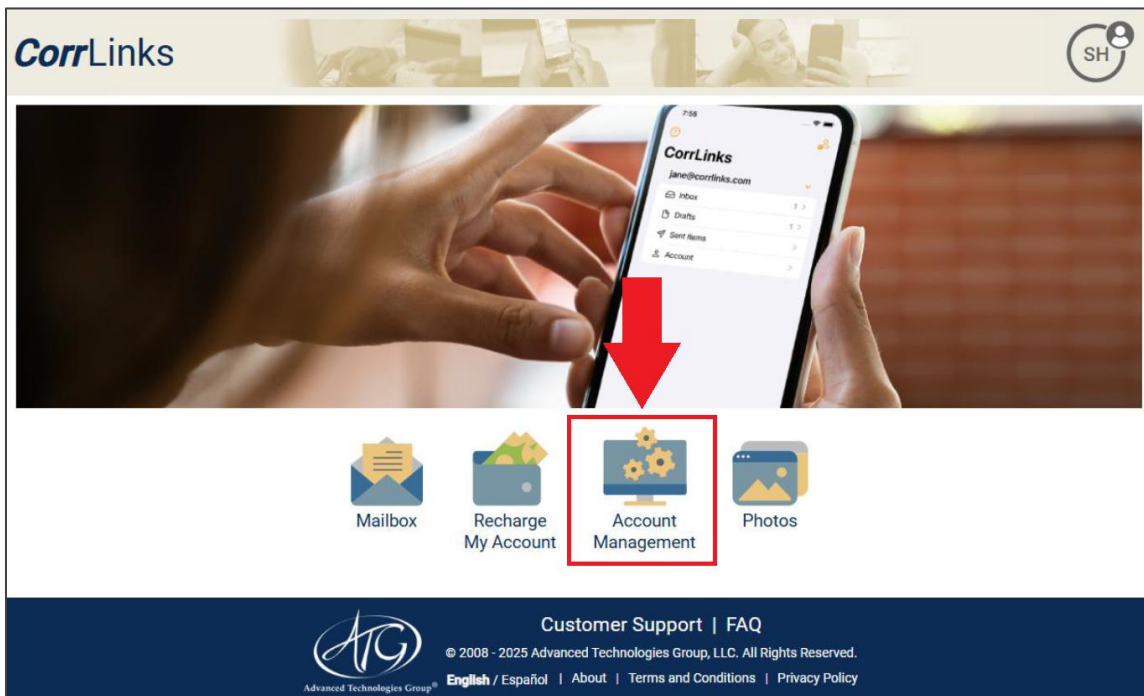
Previous Next

# CorrLinks Instructions

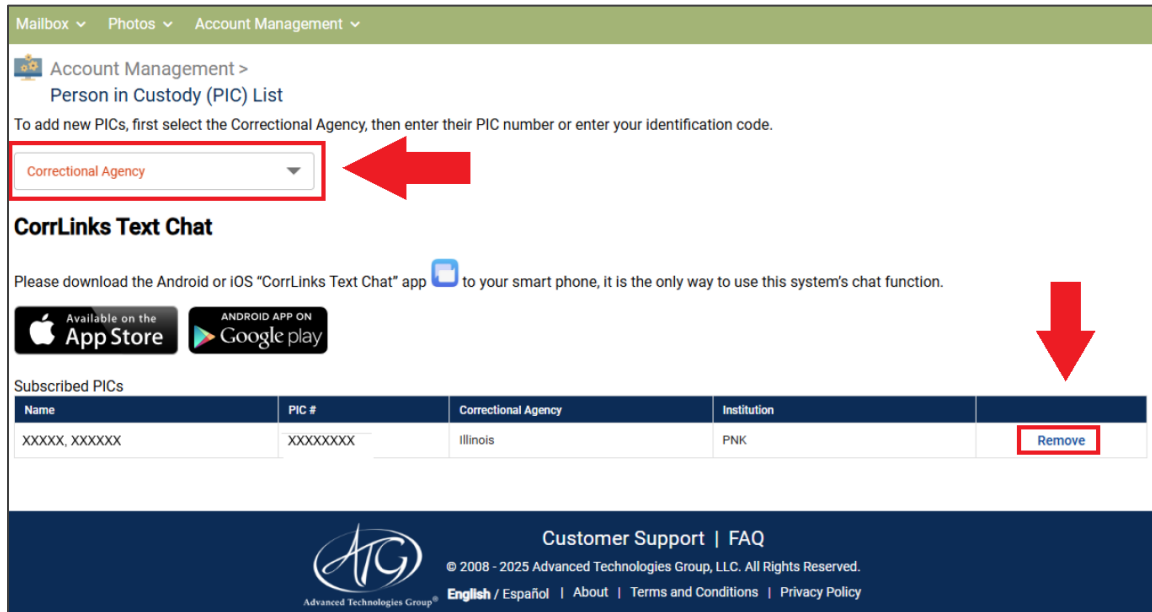
9. You are then taken to your *Home* page.



10. From your *Home* page, you may click Account Management to add more PICs.



11. Your *Account Management* page allows you to add or remove PICs from your contact list.

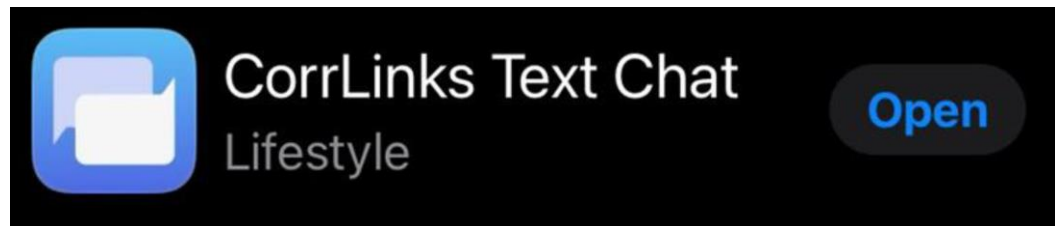


➡ To use CorrLinks chat function, please download the Android or iOS CorrLinks Text Chat app.

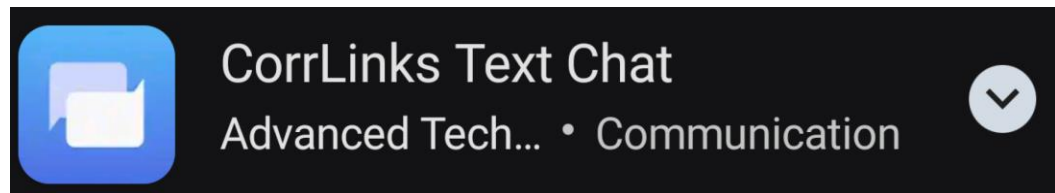
## Using the CorrLinks Text Chat feature

1. Download and open the *CorrLinks Text Chat* app on your phone from the *App Store* or *Google Play*.

✓ App Store



✓ Google Play



# CorrLinks Instructions

2. Login to the app using the Email Address and Password you used to set up your *CorrLinks* account.

**CorrLinks Text Chat**

Email Address

Password

Login

3. You will be taken to the *CorrLinks Text Chat* main page, which displays a list of your *Contacts* with their most recent messages. This page also shows your *CorrLinks* balance and has an **+ Add Balance** button to easily add more money to your account.

**Contacts**

\$24.09 [+ Add Balance](#)

<b>RW</b>	<b>XXXXXX, XXXXX</b> XXXXXXX   IL test	2/12/2025	1
<b>FM</b>	<b>XXXXXX, XXXXX</b> XXXXXXX   ERE How is your Tuesday going	2/4/2025	
<b>AB</b>	<b>XXXXXX, XXXXX</b> XXXXXXX   IL Hey Barry how is your day going?	1/30/2025	
<b>GB</b>	<b>XXXXXX, XXXXX</b> XXXXXXX   IL Hi Ben how are you doing?	1/30/2025	
<b>OJ</b>	<b>XXXXXX, XXXXX</b> XXXXXXX   IL test message	1/24/2025	

## CorrLinks Instructions

4. Tap on any of your *Contacts* listed to view your *Text Chat* conversation, receive new messages, and to send messages.

